

# AIPHONE

**New** Wireless Video Door Phone

**WL-11**



# Why AIPHONE Wireless Video Door Phone

## ■ Merits

- Wireless communication between entrance and master station.
- No wiring changes or additional installation necessary.
- Easily upgrade from existing intercom or doorbell.

### Point 1

No wiring necessary  
Easy installation

Wireless operation  
No wires



### Point 2

Simple & modern design



### Point 3

Effective security



Automatic recording

Wide angle camera  
Get a better view

# AIPHONE

## System Outline

# Wireless Video Door Phone Set

**WL-11** Wireless Video Entrance Station  
Wireless Handheld Master Station




**Wireless Video Entrance Station**

《 6 AA batteries 》



Max. 100m  
(1.9GHz band)

DECT standard ensures  
reliable communication



2.4 inch  
screen

**Wireless Master Station**

《 Rechargeable battery 》

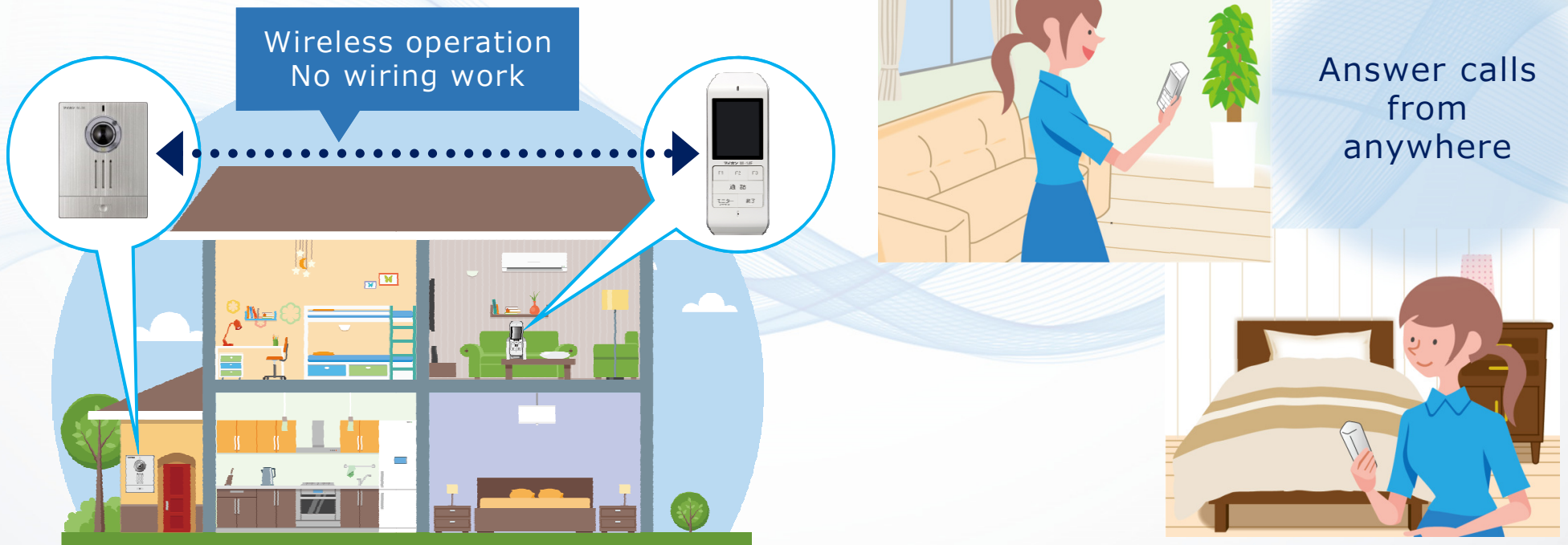
※ 2500mAh capacity NiMH batteries recommended

**1** entrance, **1** master

**AIPHONE**

## Simple Installation


- ✓ No wiring necessary between the inside and outside of your home.
- ✓ Battery operated entrance station. Rechargeable handheld master station. Just use your electrical outlet, no power installation work necessary.
- ✓ Adjust the vertical viewing angle of the entrance camera up to 19 degrees. Possible to replace doorbells while still ensuring a good view.
- ✓ Answer calls from anywhere in your house with the wireless handheld master station.



**AIPHONE**

## Design – Video Entrance Station

- Simple and subtle design which fits every house.
- Lush and bright champagne silver colour.




**AIPHONE**

## Design – Handheld Master Station

- Sophisticated white and silver colour.
- Compact size, easy to hold.
- Big buttons for easy operation.



Charging cradle included in the package



**AIPHONE**

# Security Features – Wide View

## ① Wide view provides an excellent view of the outside

- Wide angle camera as standard. Use F3 button to switch to wide view.
- Zoom into 9 areas of the video.

### ■ Normal view



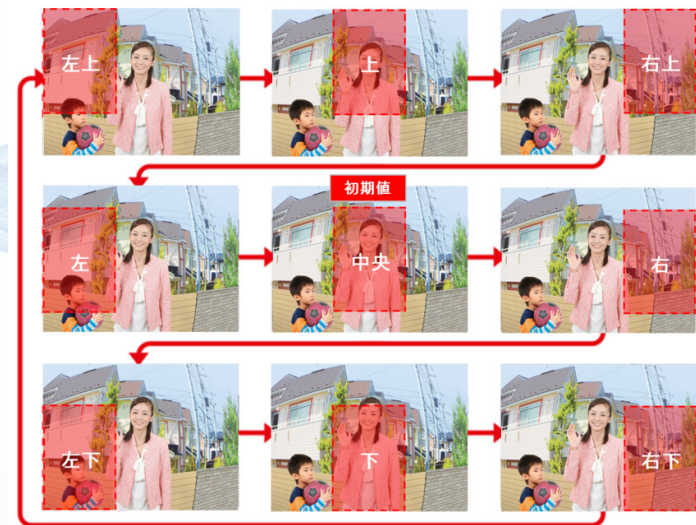
### ■ Wide view



Put the master station on its side to check the wide view

## ② Zoom in to check the details

- Cycle through 9 areas of the video to see a detailed view of the entrance.




**AIPHONE**

## Security Features – Picture Recording

### ③ Automatic recording of visitors

- Visitors are automatically recorded.  
(3 pictures per call, max. 100 total pictures)
- Record suspicious activity and persons.
- Overwrite protect up to 20 calls.
- Manual recording mode available.  
(1 picture per call)



When there are unchecked recordings, the recording indicator flashes to inform the resident.




**AIPHONE**



## Other Functions & Features


### • Backlight correction

If strong backlight affects the visibility of the visitor, use the backlight correction button to increase visibility.



### • Nighttime colour video

LED light will illuminate automatically during nighttime and makes it easy to see the visitor.



### • Entrance monitoring ※

See and hear what is happening at your entrance. (Sound from inside the house is not played at the entrance.)

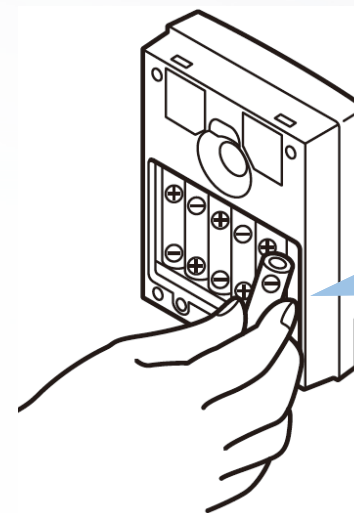
※ You can enable or disable the entrance monitoring at will. The default setting is disabled. Entrance monitoring will increase battery consumption.

# AIPHONE

# Battery Life

The video entrance station has a maximum battery life of 2 years ※. No need to change batteries frequently.

- ※ When entrance monitoring and nighttime illumination functions are disabled.
- ※ Use minimum 2500mAh capacity Ni-MH batteries. (Alkaline or lithium ion batteries have a shorter life.)





Easily replace batteries by removing the back cover

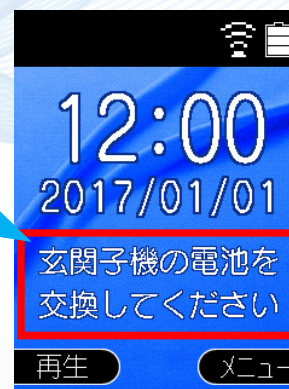
Always know the status of your entrance

Check the battery status from the handheld master station.

The handheld master station will indicate when you need to change batteries.



Message on screen



LED indicator



# AIPHONE